

LETTER • OPEN ACCESS

Energy system developments and investments in the decisive decade for the Paris Agreement goals

To cite this article: Christoph Bertram *et al* 2021 *Environ. Res. Lett.* **16** 074020

View the [article online](#) for updates and enhancements.

You may also like

- [The High Luminosity LHC interaction region magnets towards series production](#)
E Todesco, H Bajas, M Bajko et al.
- [The climate, land, energy, and water systems \(CLEWs\) framework: a retrospective of activities and advances to 2019](#)
Eunice Pereira Ramos, Mark Howells, Vignesh Sridharan et al.
- [2021 roadmap for sodium-ion batteries](#)
Nuria Tapia-Ruiz, A Robert Armstrong, Hande Alptekin et al.

ENVIRONMENTAL RESEARCH
LETTERS

LETTER

Energy system developments and investments in the decisive decade for the Paris Agreement goals

OPEN ACCESS

RECEIVED

11 December 2020

REVISED

3 June 2021

ACCEPTED FOR PUBLICATION

9 June 2021





















PUBLISHED

29 June 2021

Original content from this work may be used under the terms of the [Creative Commons Attribution 4.0 licence](#).

Any further distribution of this work must maintain attribution to the author(s) and the title of the work, journal citation and DOI.



Christoph Bertram^{1,*} , Keywan Riahi^{2,3} , Jérôme Hilaire¹ , Valentina Bosetti^{4,5} , Laurent Drouet⁴ , Oliver Fricko² , Aman Malik¹ , Larissa Pupo Nogueira⁶ , Bob van der Zwaan^{6,7,8} , Bas van Ruijven² , Detlef van Vuuren^{9,10} , Matthias Weitzel¹¹ , Francesco Dalla Longa⁶, Harmen-Sytze de Boer⁹, Johannes Emmerling⁴ , Florian Fosse¹¹ , Kostas Fragkiadakis¹², Mathijs Harmsen^{9,10} , Kimon Keramidas¹¹ , Paul Natsuo Kishimoto² , Elmar Kriegler^{1,13} , Volker Krey² , Leonidas Paroussos¹², Deger Saygin^{14,15}, Zoi Vrontisi¹² and Gunnar Luderer^{1,16} 

¹ Potsdam Institute for Climate Impact Research (PIK), Member of the Leibniz Association, Potsdam, Germany

² International Institute for Advanced Systems Analysis (IIASA), Laxenburg, Austria

³ Graz University of Technology, Graz, Austria

⁴ RFF-CMCC European Institute on Economics and the Environment (EIEE), Centro Euro-Mediterraneo sui Cambiamenti Climatici, Milan, Italy

⁵ Bocconi University, Milan, Italy

⁶ TNO Energy Transition, Amsterdam, The Netherlands

⁷ University of Amsterdam, Amsterdam, The Netherlands

⁸ John Hopkins University, School of Advanced International Studies (SAIS), Bologna, Italy

⁹ PBL Netherlands Environmental Assessment Agency, The Hague, The Netherlands

¹⁰ Copernicus Institute for Sustainable Development, Utrecht University, Utrecht, The Netherlands

¹¹ European Commission, Joint Research Centre (JRC), Seville, Spain

¹² E3 Modelling, Athens, Greece

¹³ Universität Potsdam, Potsdam, Germany

¹⁴ SHURA Energy Transition Center, Istanbul, Turkey

¹⁵ Sabanci University, Istanbul, Turkey

¹⁶ Technische Universität Berlin, Berlin, Germany

* Author to whom any correspondence should be addressed.

E-mail: bertram@pik-potsdam.de

Keywords: Paris Agreement, energy investments, mitigation policies, climate policy, integrated assessment modelling

Supplementary material for this article is available [online](#)

Abstract

The Paris Agreement does not only stipulate to limit the global average temperature increase to well below 2 °C, it also calls for ‘making finance flows consistent with a pathway towards low greenhouse gas emissions’. Consequently, there is an urgent need to understand the implications of climate targets for energy systems and quantify the associated investment requirements in the coming decade. A meaningful analysis must however consider the near-term mitigation requirements to avoid the overshoot of a temperature goal. It must also include the recently observed fast technological progress in key mitigation options. Here, we use a new and unique scenario ensemble that limit peak warming by construction and that stems from seven up-to-date integrated assessment models. This allows us to study the near-term implications of different limits to peak temperature increase under a consistent and up-to-date set of assumptions. We find that ambitious immediate action allows for limiting median warming outcomes to well below 2 °C in all models. By contrast, current nationally determined contributions for 2030 would add around 0.2 °C of peak warming, leading to an unavoidable transgression of 1.5 °C in all models, and 2 °C in some. In contrast to the incremental changes as foreseen by current plans, ambitious peak warming targets require decisive emission cuts until 2030, with the most substantial contribution to decarbonization coming from the power sector. Therefore, investments into low-carbon power generation need to increase beyond current levels to meet the Paris goals, especially for solar and wind technologies and related system enhancements for electricity transmission,

distribution and storage. Estimates on absolute investment levels, up-scaling of other low-carbon power generation technologies and investment shares in less ambitious scenarios vary considerably across models. In scenarios limiting peak warming to below 2 °C, while coal is phased out quickly, oil and gas are still being used significantly until 2030, albeit at lower than current levels. This requires continued investments into existing oil and gas infrastructure, but investments into new fields in such scenarios might not be needed. The results show that credible and effective policy action is essential for ensuring efficient allocation of investments aligned with medium-term climate targets.

1. Introduction

1.1. Context

The Paris Agreement aims to hold the increase in global average temperature well below 2 °C and to pursue efforts to limit it to 1.5 °C. It also calls for finance flows to be consistent with these global goals. While 1.5 °C and 2 °C goals are to be met by 2100, the 2020s have been identified as the decisive decade for achieving them. The next decade is indeed crucial as any delay in climate action can stimulate the construction and lock-in of additional carbon-intensive energy technologies, leading to an overshoot of the 1.5 °C goal while rendering the transition to a low-carbon system more difficult (Tong *et al* 2019).

In this context, scenario ensembles are an important tool for understanding, in a systematic fashion, the implications of climate goals and delayed climate action for the future development of the energy system and the associated investment needs. However, a sound and policy-relevant analysis cannot only rely on a transparent forward-looking approach like integrated assessment models (IAMs) but must also consider the latest available information on technological developments (e.g. current and future anticipated capital costs of mitigation technologies) and policy data (e.g. NDCs) at the global and national levels (Schaeffer *et al* 2020). In addition, scenario data must reflect current real-world dynamics in the short-term. This is all the more important as scenario data are increasingly used to assess the financial risks of the low carbon transition and the level of alignment of investment portfolios with temperature targets (Weber *et al* 2018, NGFS 2021).

1.2. Current knowledge

Previous research has investigated in detail the implications of current country policies and pledges (Vrontisi *et al* 2018, Roelfsema *et al* 2020), medium-term decarbonization requirements (Luderer *et al* 2018) and energy investment needs for different long-term climate targets (McCollum *et al* 2013, 2018, Kober *et al* 2016). The latter revealed that overall energy investments over the next three decades need to be scaled up to reach an end-of-century target of 2 °C and that investments need to shift from fossil to low-carbon energies and energy efficiency.

However, these past modelling studies have been criticized for their lack of realistic near-term projections, in particular insufficient reflection of current trends of increasing deployment of renewable technologies and declining costs (Creutzig *et al* 2017), and underestimation of the growth potential of granular or small-scale technologies like solar, wind, batteries and electric cars in the near-term (Sweerts *et al* 2020, Wilson *et al* 2020). They have also been singled out for their extensive use of carbon dioxide removal (CDR) options in the long-term, like bioenergy with carbon capture and storage and afforestation (Anderson and Peters 2016). These technological solutions allow compensation of temporary temperature overshoots by net-negative emissions in the last decades of the 21st century, and the assumption about their long-term availability influences the required level of near-term ambition (Kriegler *et al* 2018, Hilaire *et al* 2019). While these technologies could materialize in the future, alternatives might be more attractive as previous studies point to the land requirements for some of these options or the lack of current progress on key technologies (Smith *et al* 2016, Fuss *et al* 2018). Furthermore, the economic climate damages associated with a temporary overshoot of temperature targets and high temperature gradients (McKenna *et al* 2020) have not been considered in models (Schultes *et al* submitted). To address these concerns, a new scenario design with an explicit definition of net-zero CO₂ budgets (i.e. with a bound on cumulative emissions until reaching net-zero CO₂ emissions) has been proposed (Rogelj *et al* 2019), structurally disentangling the near-term question of limiting peak temperature with the longer-term question whether or not to bring down temperatures strongly afterwards via CDR and thus allowing for a more comprehensive set of scenarios.

Moreover, the scientific evidence on how current and planned investments in the energy system align with the temperature goals of the Paris Agreement and how they should develop over the next few decades remains scarce. The latest IPCC assessment on 1.5 °C noted that the literature on the subject is ‘relatively sparse’ and focuses primarily on 2 °C pathways.

1.3. Our contribution

Here we present a new detailed analysis of the implications of peak-warming targets (using net-zero CO₂

budgets as proxies) for the energy system up to the year 2030. We use a scenario set that spans a wide range of peak temperature targets including 1.5 °C–2 °C. This allows us to more finely assess the impact of delayed climate action and establish a clear connection between near-term energy investment requirements and peak warming consequences. Furthermore, our study is based on an updated set of policy, socio-economics and techno-economic assumptions and revised model versions. The models have been subject to a thorough vetting of current developments of key technologies, especially solar and wind. This enables us to clarify some ambiguities regarding technology priorities in earlier studies (McCullum *et al* 2018). The increased technology resolution in the presentation of results furthermore allows for differentiating between more and less robust results regarding technology choice across models.

This article focuses primarily on near-term energy system developments and investments. Other articles from the same study ('ENGAGE') and based on the same scenario dataset analyse implications for the land-use system (Hasegawa *et al* submitted), the macro-economic mitigation costs of limiting warming to different levels (either via net-zero or end-of-century CO₂ budgets) and requirements for net-zero energy systems (Riahi *et al* submitted) and unavoidable residual damages at different peak warming levels (Drouet *et al* submitted).

2. Methods

The following paragraphs provide a short overview of the scenario design, the models, their calibration and the vetting of near-term developments, and the analysis and comparative data. More details on each of these topics can be found in the supplementary material.

2.1. Scenarios

This study is based on a harmonized ensemble of scenarios from seven IAMs: GEM-E3, IMAGE, MESSAGEix-GLOBIOM, POLES, REMIND-MAgPIE, TIAM-ECN, and WITCH. The scenario set includes two prospective scenarios, extrapolating the implied ambition levels of current policies ('NPI', for 'implemented national policies'), and those of NDC targets for 2030 ('NDC') without explicit medium- or long-term targets. Additionally, two sets of scenarios explore a range of net-zero CO₂ budget scenarios, ranging from 400 to 3000 Gt CO₂, measured from 2018 until the year of net-zero CO₂ emissions. Non-CO₂ greenhouse gases in these scenarios are priced equivalently to the implied CO₂ prices, using 100 years global warming potentials for conversion. The 1st set explores 'immediate' policy action after 2020, while the 2nd set of 'delayed' scenarios follows the trajectory of the NDC-extrapolated scenario

until 2030, and only after that shifts to comprehensive policies towards the peak-budget target (without anticipation before). After reaching net-zero CO₂ emissions, total CO₂ emissions are kept net-zero, with a tolerance of ± 0.2 Gt CO₂. Unlike companion studies (Drouet *et al* submitted, Riahi *et al* submitted), we focus here exclusively on scenarios with a net-zero budget formulation. Figure 2(a) includes a comparison of five additional scenarios using the end-of-century budget definition (further explored in Riahi *et al* submitted), with the net-zero budget scenarios and shows the equivalence of both scenario sets for the question explored here.

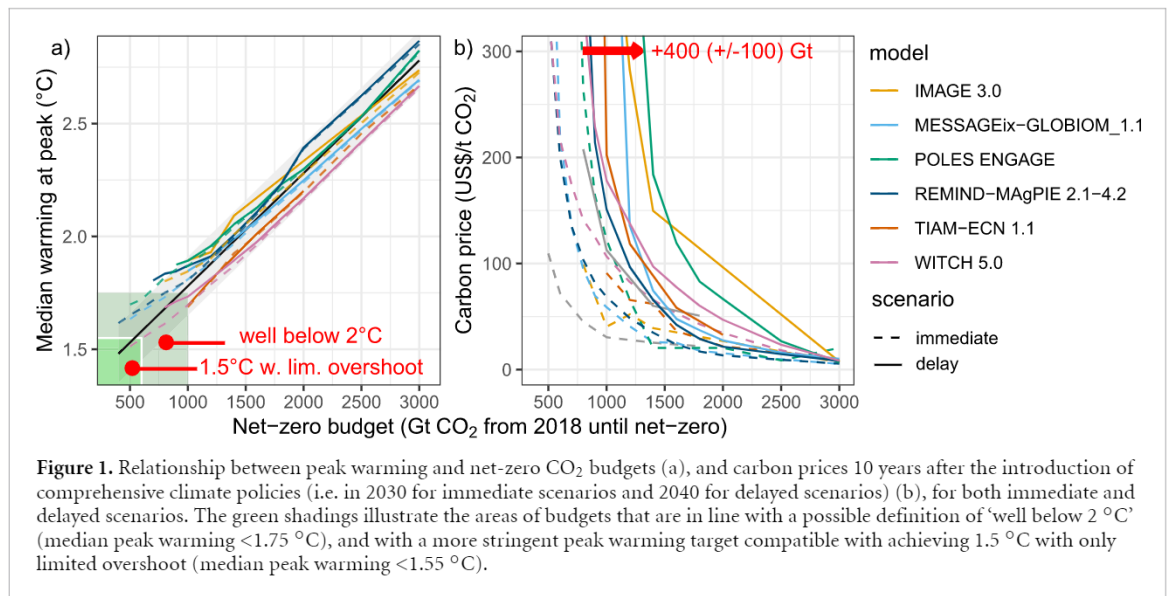
The scenarios are all calibrated to a middle-of-the-road SSP2 socio-economic baseline regarding GDP and population developments (Fricko *et al* 2017). The COVID-19 crisis and the related drop in GDP, energy demand and CO₂ emissions are not included in the default model runs. The direct CO₂ reduction impact of the COVID-19 crisis in 2020 (Le Quéré *et al* 2020) is small compared to the 400–3000 Gt CO₂ budgets used in this paper. The potential implications of the secondary impacts of COVID-19 on the development of the economy and investments (Andrijevic *et al* 2020, Cherp and Jewell 2020) are qualitatively discussed in the discussion section, based on recent literature and additional sensitivity scenarios assuming a lower near-term GDP trajectory as a result of COVID-19 (see supplementary figures S13 and S14 (available online at stacks.iop.org/ERL/16/074020/mmedia)).

2.2. Models and scenario vetting

This study uses seven global IAMs, all of which have previously been documented and discussed in the literature, and most of which have openly available source code. The scenarios from all models were thoroughly scrutinized with respect to recent trends up to 2019 of deployment levels of key energy technologies (BP 2020) and their cost assumptions, especially for those with rapidly falling costs such as solar photovoltaics, wind (IEA 2020b). Furthermore, near-term deployment until 2030 was reviewed for technologies with long construction and planning lead-times like nuclear and carbon capture and sequestration (CCS) to avoid unrealistic capacity expansion beyond existing plans and proposals (World Nuclear Association 2020).

2.3. Analysis and historical data

The analysis here relies primarily on explicitly represented variables in the models. An exception is global mean temperature, which has been calculated using a harmonized version of the reduced-complexity climate model emulator MAGICC, version 6.0 (Meinshausen *et al* 2011). Furthermore, some of the investment variables are not explicitly represented in some of the models. For models not representing investments into fossil fuel extraction



or using different definitions, these have been estimated by multiplying regional extraction (calculated as the difference between primary energy usage and net trade) by a constant investment intensity estimated from IEA’s global investment and primary energy data in 2019 (IEA 2020a). Investments into energy efficiency have been derived from final energy savings for all models using the approach presented by McCollum *et al* (2018). Several plots in the results section compare scenario data with historical and scenario data from the IEA and BP (BP 2020, IEA 2020a). All absolute investment numbers are given in US\$2010.

Most models run on 5 years time steps (except TIAM-ECN with 10 years time steps, and POLES and IMAGE with annual time steps, though only 5 years time steps are reported for these models). Most of the analysis is presented in terms of 2030 values or average values for the periods 2025–2030. In most models, these time steps represent the years 2023–2032, except for MESSAGE-GLOBIOM, where they represent the years 2021–2030. The choice of this temporal focus depends on the fact that including the (fixed) 2020 time step into calculation of yearly average (e.g. as would be done by calculating the 2020–2030 average from interpolated yearly data) would understate the impact of scenario-specific policy choices, which only materialize after the 2020 time step.

3. Results

3.1. Net-zero-budget determines peak-warming

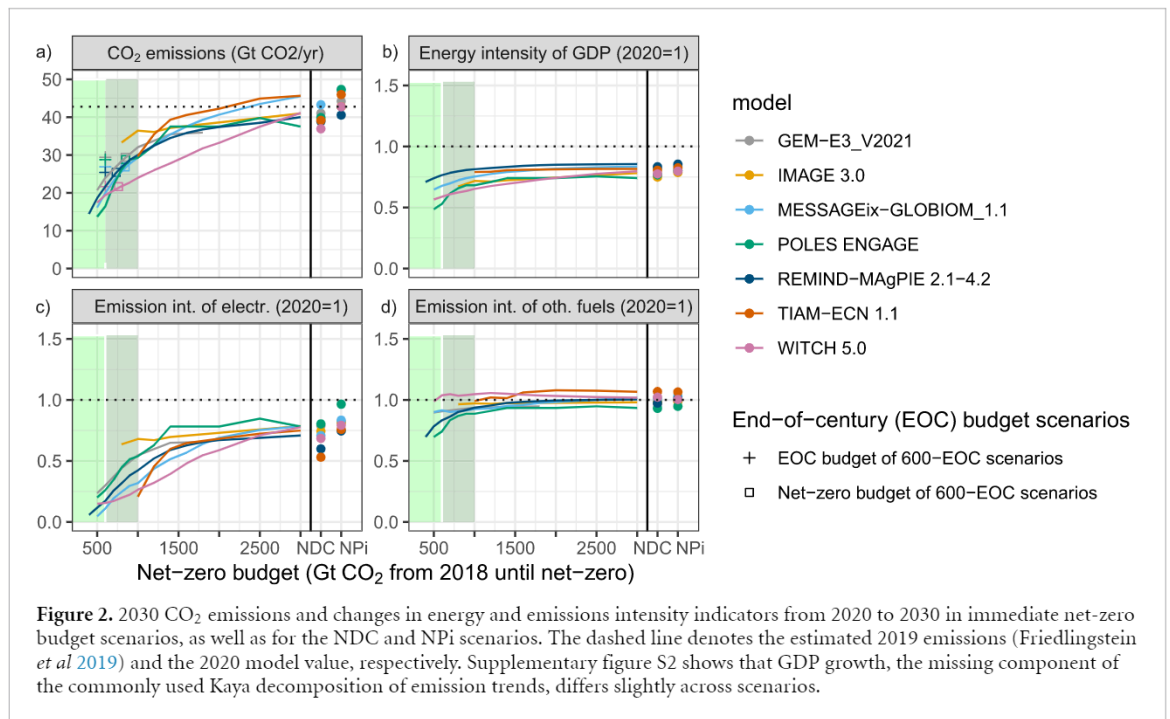
Peak temperature correlates closely with the cumulative CO₂ budgets until CO₂ emissions reach net-zero. The relationship can be relatively well approximated by a linear relationship, starting with 1.48 °C of median peak warming for a 400 Gt CO₂ net-zero budget and increasing by 0.05 °C for each additional 100 Gt CO₂ (figure 1(a)).

Peak temperatures for a given net-zero CO₂ budget vary by less than ± 0.13 °C, which mainly comes from differences in non-CO₂ greenhouse gas emissions. To a lesser extent, differences are also due to the different temporal profiles of CO₂ emission reductions, which influence the timing of peak CO₂ forcing (see supplementary figure S1).

3.2. Impact of NDCs

In delayed scenarios, in which no strengthening of ambition occurs before 2030, the feasibility frontier of net-zero CO₂ budgets (which corresponds to the very steep negative slopes in figure 1(b)) shifts towards higher values (see red arrow) and, consequently, does the peak temperature. Furthermore, achieving the same CO₂ net-zero budgets after such a delay in comprehensive mitigation leads to slightly higher peak temperature outcomes, as peak CO₂ forcing is reached earlier and at a higher level (given the faster depletion of the budget). The forcing of the relatively short-lived climate forcer CH₄ is decreasing (and dominates the slowly increasing forcing of N₂O). Earlier peak CO₂ forcing results in earlier and higher overall peak forcing (supplementary figure S1) and temperature.

The high challenges of meeting low budget targets are reflected by the associated high carbon prices required in both immediate and delayed policy cases. Figure 1(b) shows the resulting trade-off curves of the carbon price required 10 years after the introduction of ambitious, comprehensive policies (so in 2030 for immediate scenarios and 2040 for delayed scenarios). These are highly convex, indicating the escalating costs for very low temperature and budget targets (Luderer *et al* 2013). The effect of delay is mostly a shift of these curves to the right to higher budget values. The shift for all models lies within the 300–500 Gt range, translating into roughly 0.2 °C additional peak warming achievable for the same carbon price efforts

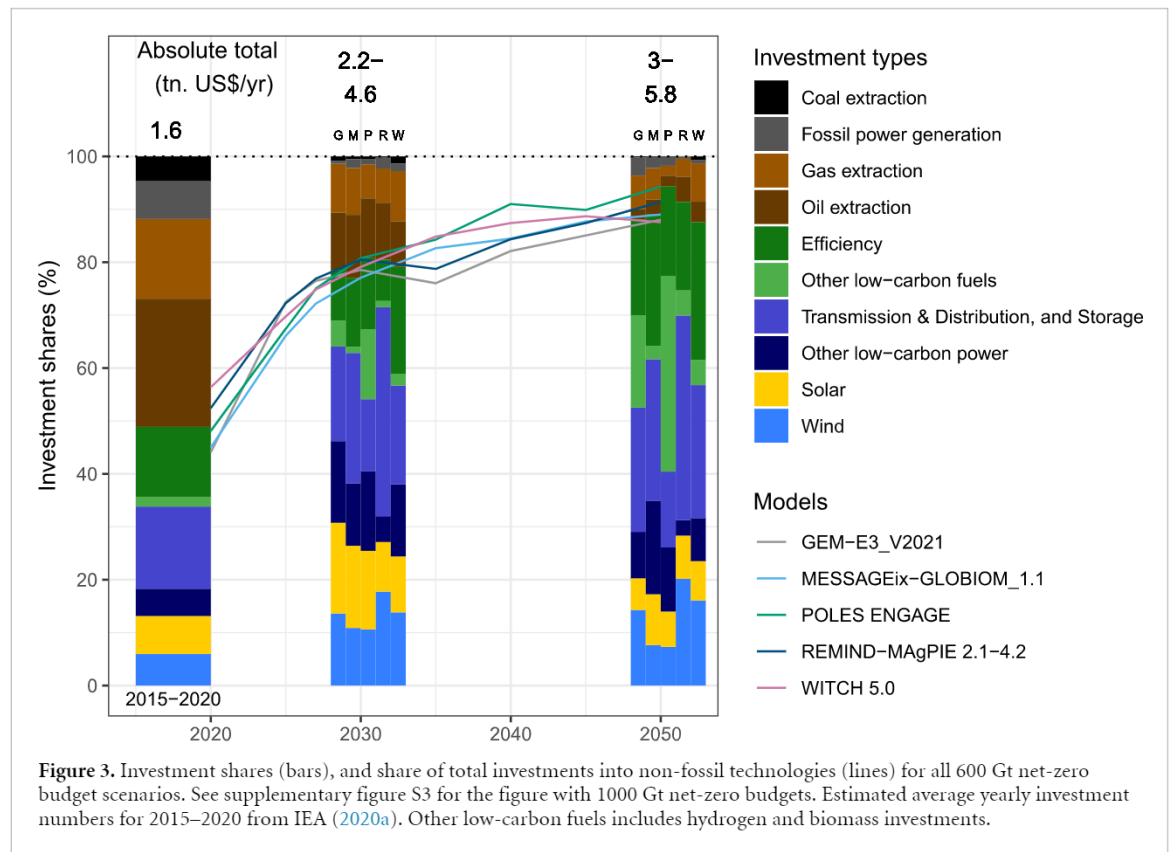


in a delayed scenario. Therefore, the delay in all models makes peaking below 1.5 °C impossible, and for some models, even limiting peaking to below 2 °C with high likelihood becomes impossible at manageable carbon prices.

3.3. 2030 energy system transformation for ambitious net-zero budgets

To reach ambitious net-zero budget targets cost-efficiently, strengthening climate mitigation in 2030 is essential (figure 2(a)). For the 600 Gt CO₂ net-zero budget target, our analysis projects a range of compatible 2030 CO₂ emissions of 16–25 Gt CO₂, corresponding to a reduction of 42%–63% compared to 2019 levels (Friedlingstein *et al* 2019). These net-zero budget scenarios feature substantially lower 2030 emission levels than 600 Gt CO₂ end-of-century budget scenarios as used in previous studies (McCollum *et al* 2018), for which 2030 emissions are in a range of 21–31 Gt CO₂, or a 28%–51% reduction relative to 2019. If, by contrast, net-zero budget scenarios and end-of-century budget scenarios are compared in terms of their net-zero budgets, i.e. cumulative emissions until reaching net-zero, their 2030 emissions are remarkably similar. In other words, near-term actions are not affected by what happens to emissions after they get to net-zero. Independently on whether emissions stay at net-zero (as done in the net-zero budget scenarios analysed here) or reach considerable net-negative levels to bring temperature down until 2100 (as in the end-of-century budget sensitivity scenarios), investments of the coming decade are not affected. Energy efficiency

improvements and demand reduction (figure 2(b)), switches to inherently cleaner fuels, CDR, and the decarbonization of different fuels all play a role in this increased mitigation action. However, the decarbonization of electricity supply (figure 2(c)) stands out across all models showing the highest response to policy signals, contributing the most to overall mitigation by 2030. The carbon intensity of power supply drops to –80% compared to 2020 values in the most ambitious scenarios in all but one model (see supplementary section ‘model differences’ for explanation). In contrast, the average carbon intensity of the sum of all other fuels (solids, liquids, heat, gases, and hydrogen) only varies around ±10% of 2020 values in most models and scenarios. Only a few models project a reduction of up to –25% in the most ambitious budget cases. One reason for this significant drop is that the carbon intensity of power supply has already been on a declining trend for the past years (Bertram *et al* 2021) and is also projected to decrease further with current policies, NDC targets or lenient net-zero budget targets, though not nearly at the rate compatible with low net-zero budget targets. The recent reductions in emission intensity of power generation have been caused by rising installations of renewables, mostly solar and wind, and a shift from coal to gas power generation in OECD countries. Fast decarbonization of power supply until 2030 is also an essential step for overall mitigation. This is a prerequisite for decarbonizing different demand sectors via electrification (Luderer *et al* 2018, Madeddu *et al* 2020) or the provision of low-carbon electricity-based fuels like hydrogen.



3.4. Rapid investment shifts for 1.5 °C peak warming

Limiting peak warming to close to 1.5 °C requires a substantial increase in overall energy system investments by 2030 compared to levels in recent years. This net increase results from reduced investments into fossil extraction and increased investments into power systems, efficiency, and low-carbon fuels (see figure 3 and supplementary figure S4). While in the past 5 years (2015–2020) investments into fossil extraction and power generation accounted for 50% of all energy-related investments, they account for less than 20% by 2030 in scenarios with a 600 Gt CO₂ net-zero budget constraint. Conversely, investments into low-carbon power generation accounted for 15% recently but rise to more than 30% by 2030, corresponding to a quadrupling in absolute volumes. In later decades, the relative importance of low-carbon power generation decreases again, as most of the growing investment effort is directed to efficiency and low-carbon fuels supply, including hydrogen. Although it is not surprising to observe that the uncertainty of investment shares increases further into the future, it is worthwhile to note that this is also the case for more lenient climate targets (see supplementary figure S3).

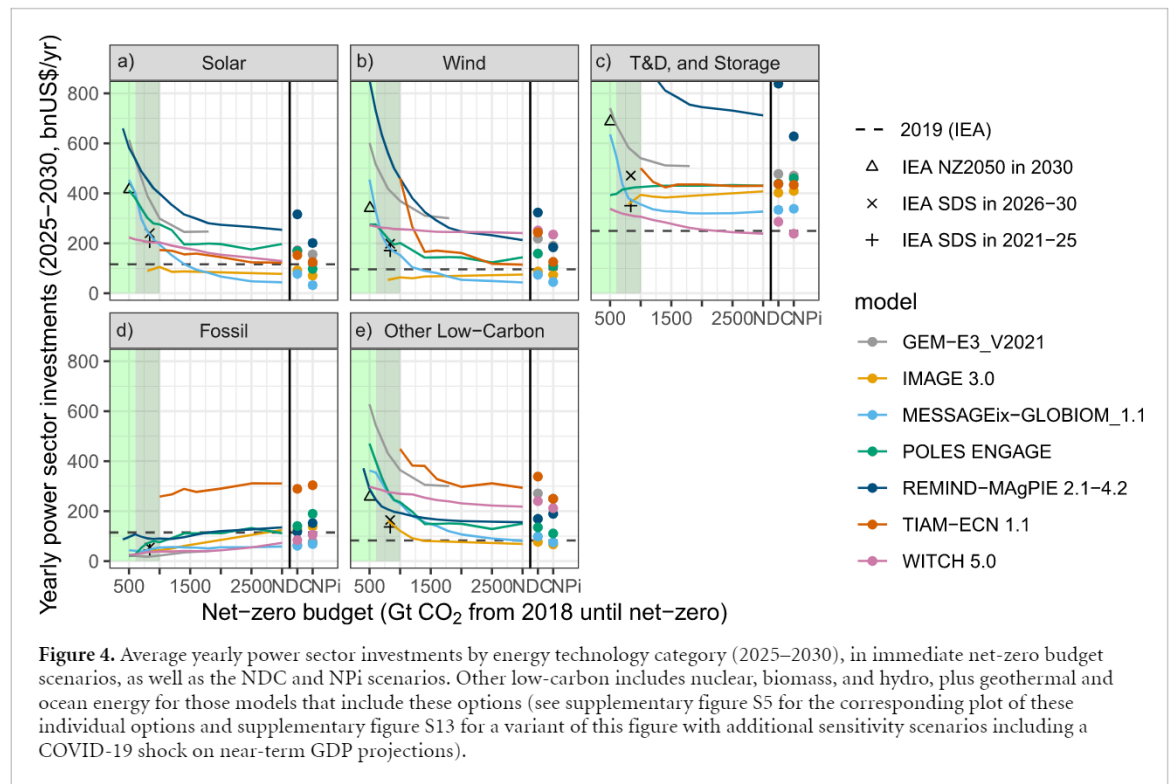
The increase in overall investment volumes required for ambitious temperature targets leads to an increase in the share of energy investments in total GDP from 3% to up to 5% in the coming decades. In contrast, without ambitious policies, this share

would continuously decrease (see supplementary figure S16). However, it is important to keep in mind that increased investments in climate policy scenarios are partly offset by reduced fuel expenditures—although this can vary significantly across regions and is especially problematic for major fuel exporters.

3.5. 2030 investments for ambitious net-zero budgets—low-carbon power generation

Deep decarbonization of the power supply for very low carbon budgets requires a substantial increase in the sector's average annual investments in generation capacity compared to historic levels, by up to a factor of 3 for the total. Most low-carbon power generation technologies have relatively high capital costs and moderate operation and maintenance costs. Hence, upfront investment costs represent the lion's share in total electricity generation costs of these technologies. This is also why power sector investments dominate total energy investments in the 1st decades of very ambitious climate scenarios. These investments both decarbonize the existing power system and lay the foundation for later decarbonization of other sectors via (direct or indirect) electrification.

Three components dominate the investments into low-carbon power generation (figure 4): solar, wind, and the investments for enabling the integration of these technologies to the grid, primarily for the expansion of grid infrastructure and electricity storage; these three components also show the highest response to decreasing budget targets, up to four



times the level in 2020 (which, given cost reductions implies an even stronger increase in capacity additions for solar and wind, see also supplementary figure S15). To balance intermittent supply from wind and solar with demand variation, both higher transmission and increased electricity storage are required for achieving high penetration rates of renewables. While storage and grid expansion might partly substitute each other, their combined investments always increase with higher target stringency. On the other hand, solar and wind are good complements due to their different diurnal and seasonal generation profiles, so that a balanced investment into both options is a robust strategy.

Fossil-based power generation investments decrease to very low levels for very stringent net-zero budget targets. All pathways consistent with the temperature goals of the Paris Agreement feature no investments in new coal-fired power plants without CCS. In contrast, gas power increases in most scenarios in fast-growing economies to compensate the rapid phase out of coal-power generation and to act as flexible peak capacity for variable renewables (supplementary table S2).

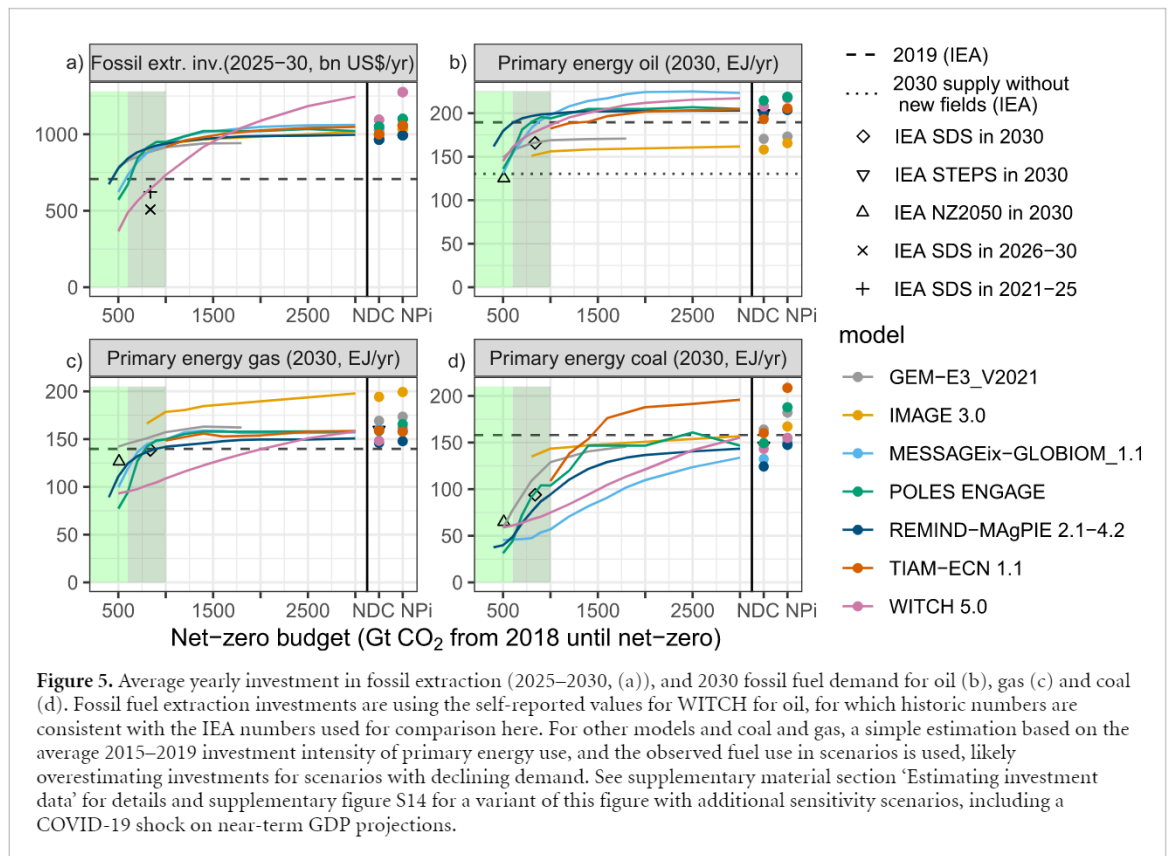
Other low-carbon options (see supplementary figure S5) include nuclear energy, hydropower, biomass-based electricity generation, and for those models representing it geothermal and ocean energy. Due to more complex and longer planning times (nuclear and hydro), context-specific supply chain constraints (biomass), and decreasing competitiveness with solar and wind power, the upscaling of these options for low carbon budgets is lower (Wilson *et al*

2020). Given that these options offer firm capacity, they continue to attract investment despite being more expensive (Sepulveda *et al* 2018). Thus, the complementarities across technologies lead to a relatively broad investment portfolio in all models and diverging results on relative shares of individual technologies. Given the high uncertainty about future costs and other characteristic of short and long-term storage technologies (Sepulveda *et al* 2021), the optimal investment levels into transmission and storage vary even more strongly across models than the investments into other technologies (see also section ‘model differences’ in the supplementary material).

3.6. 2030 investments for ambitious net-zero budgets—efficiency and other low-carbon solutions

Two other streams of investments are crucial for successfully achieving ambitious net-zero budget targets: firstly, investments into efficiency in all three end-use sectors (transport, buildings and industry) are crucial for limiting the growth in energy demand and thus enabling economic prosperity for a growing global population within the boundaries of sustainable energy supply. The investment requirements are shown in figure 3 and supplementary figures S3 and S4 and are estimated using a simple methodology based on reductions of final energy demand compared to a reference scenario and information on supply investments (McCollum *et al* 2018).

Secondly, although investments into low-carbon fuels and CCS infrastructure are somewhat limited in volumes compared to investments in low-carbon



power generation, these early investments into currently nascent technologies like hydrogen, synthetic fuels, and advanced biofuels are essential as they represent crucial options for achieving net-zero targets in hard-to-abate sectors (Detz *et al* 2018) such as high-temperature industrial processes and transportation. Therefore, investments in other low-carbon fuels, including hydrogen and bioenergy with CCS, also increase considerably in later decades (see figure 3 and supplementary figures S3 and S10).

3.7. 2030 investments for ambitious net-zero budgets—fossil fuels extraction

The results for investments into fossil fuel extraction consistently show a decline for lower budget targets (figure 5(a)). The magnitude of this decline in investments, however, is less clear than in the power sector. This can partly be explained by a much higher uncertainty about investment requirements for given energy demands, which reflect the large technological differentiation of the fossil supply sector (ranging from conventional extraction with much lower investment requirements than, e.g. offshore oil). Results are much more consistent for overall 2030 demands for different fossil fuels (figures 5(b)–(d)). Coal faces a reduction of up to two-thirds of 2019 levels. Reductions in oil and gas, by contrast, are more limited even under the most ambitious budget targets. This reflects their higher specific economic value, lower emissions intensity, and more difficult near-term substitutability,

which leads to lower reductions at a given carbon price. Some of the lowest scenarios project 2030 oil demands that are lower than the level of oil supply that, according to a recent detailed analysis, can be achieved without investments into any new oil fields (IEA 2020b). However, this level of supply will still require continued investments into existing fields.

4. Discussion

The results of this study provide an updated and detailed perspective on the near-term energy system changes and associated investments that are consistent with the Paris Climate targets. They broadly confirm high-level results related to investment shift identified in similar earlier studies (Kober *et al* 2016, McCollum *et al* 2018). Given a careful vetting of scenarios for recent developments, especially regarding deployment and cost of low-carbon options, results across models are more consistent than most of these previous publications (for a discussion on model differences, see supplementary section ‘model differences’). Thus, our study clarifies some of the previous ambiguity and addresses identified inconsistencies of previous scenarios, pointing out the crucial relevance of early decarbonization of power generation, mainly via a strong acceleration of solar and wind investments. The study also unpacks the temporal granularity of these investments, with a stronger focus on the near-term until 2030.

4.1. COVID-19

The scenarios presented in this analysis do not take the COVID-19 pandemic and the resulting global economic crisis into account. The time step '2020' in the models, as all time-steps representing a 5 years period, is therefore calibrated to an energy system configuration based on the expected pre-COVID 2020 values. Numbers related to 2020 match well with recent data for 2019, while obviously data on energy use and emissions fail to reflect the reductions expected for 2020. More importantly, the 2025–2030 GDP assumptions are based on SSP2 trajectories and do not consider that the 2025 numbers might be lower due to COVID. Though uncertainty remains very high, five models ran additional sensitivity scenarios to test the impact of lower near-term GDP assumptions (supplementary figures S13 and S14). The results show that if GDP levels in 2025 (and 2030) turn out to be lower than assumed in the default scenario, as currently projected by IMF (2020), overall energy demand will also be lower. This results in slightly lowered energy investment across all technologies in the sensitivity scenarios. The effect on the power sector investment requirements for low net-zero budgets is limited (supplementary figure S13). Given that these investments also reflect the need for upscaling the related technological options with a view to longer-term net-zero energy systems, the investments in these options are increasing with increasing policy stringency, only slightly slower compared to scenarios with default GDP assumption.

If mobilizing investments would become harder due to a deepening economic crisis, this could impact investments, especially for financially distressed countries and institutions (Cherp and Jewell 2020). However, it should be noted that recovery investments are multiple times the volumes required for decarbonization globally in the next few years (Andrijevic *et al* 2020). A possible impact might be more prominent for risky investments like nuclear, large hydro and CCS than for solar and wind, for which the business case will likely be more robust; investments into these technologies also remained robust in 2020 (Bloomberg 2020, IEA 2020b). On the other hand, recovery programs might also support the further build-up of high-emitting infrastructures such as coal power plants, which would be a hurdle for ambitious mitigation.

The outlook for fossil fuels and required residual investments for low budget targets could be more strongly impacted by COVID-19, though the impact of the GDP effect in the sensitivity scenarios is also very limited (supplementary figure S14). Suppose behavioural changes favour less business-related air travel, and more home-based work remains partly in place after the current crises. In that case, this could lead to a decrease in oil demand beyond the pure GDP effect considered in our sensitivity cases here. This could imply that no new oil fields are required

for slightly higher targets, including the well-below 2 °C. In any case, the higher uncertainty regarding future demand for oil and gas has already led to a shift towards smaller, shorter-cycle investments in this sector (IEA 2020b).

4.2. Limitations

It is important to note that lower investments in low-carbon fuels than low-carbon electricity do not imply that these investments are less important. Given that some sectors will not be able to be electrified directly, it is crucial for the feasibility of net-zero energy systems that these options are scaled up. Low-carbon energy carriers such as e-fuels (Detz *et al* 2018) may well be needed in those sectors for which electrification is either infeasible or too costly; early investments will assist in stimulating learning phenomena that can render these fuels cheaper in the future. Given their earlier development stage and thus higher risks, they will also require other forms of investments.

The methodology for estimating energy efficiency investments does not allow for disaggregating investment requirements into different end-use sectors. Therefore, both estimates for efficiency and fuel extraction investments are less accurate than the estimates on investment requirements for power supply. The main issue is the inherent difficulty in scoping, disentangling and measuring efficiency effects and investments compared to investments into demand-side equipment per se. Energy savings can also be achieved through behavioural changes that do not incur investments: the dominance of supply-side measures in investments thus does not imply that supply-side solutions dominate the overall mitigation effort.

The study mostly focused on investments and did not cover the issue of overall mitigation costs (Riahi *et al* submitted) and avoided damages (Drouet *et al* submitted) covered by companion studies. While exploring the regional details of the investment patterns is beyond the scope of this study, it is clear that the regional (economic) implications are a very strong determinant of the political feasibility of climate mitigation. Globally, increasing investment volumes related to ambitious near-term mitigation targets are partly offset by reduced fuel costs (see supplementary figure S11). This is particularly beneficial for fossil fuel importers, which in many cases will be able to fund the investment requirements (see supplementary table S2) by the savings from lower fuel imports. Conversely, current fossil fuel exporters in mitigation scenarios face the dual challenge of reduced fuel export earnings and higher investment requirements.

5. Conclusions

This study shows that achieving low peak temperature targets requires a shift of energy investments

in the coming decade, with decisive changes compared to current investment patterns and different from patterns implied by current policies or the NDCs submitted currently to the Paris Agreement. The scenarios show a fundamental reduction in fossil fuel investments, especially for coal. For oil and gas, some investments remain but are increasingly tightened for very low budget targets, and for oil are limited to existing fields in some 1.5 °C scenarios. At the same time enhanced investments are shown for efficiency measures, low-carbon fuels, and especially low-carbon power generation. While technology choices differ across models in intermediate ambition scenarios, 1.5 °C scenarios show more robust patterns, although with considerable variation of absolute levels. Solar and wind, and power grids and storage options stand out as requiring the highest share of near-term investment flows, with investments being scaled up by up to a factor of 4 compared to current levels for solar and wind.

Data availability statement

The data that support the findings of this study are available upon reasonable request from the authors. The scenario data will become available later in 2021 via <https://data.ene.iiasa.ac.at/engage/>.

Acknowledgments

The research was supported by the European Union's Horizon 2020 research and innovation programme under Grant Agreement No. 821471 (ENGAGE). The views expressed are purely those of the authors and may not be regarded as stating an official position of the European Commission.

Conflict of interest

The authors declare no conflict of interest.

ORCID iDs

Christoph Bertram  <https://orcid.org/0000-0002-0933-4395>

Keywan Riahi  <https://orcid.org/0000-0001-7193-3498>

Jérôme Hilaire  <https://orcid.org/0000-0002-9879-6339>

Valentina Bosetti  <https://orcid.org/0000-0003-4970-0027>

Laurent Drouet  <https://orcid.org/0000-0002-7210-308X>

Oliver Fricko  <https://orcid.org/0000-0002-6835-9883>

Aman Malik  <https://orcid.org/0000-0002-7310-8448>

Larissa Pupo Nogueira  <https://orcid.org/0000-0003-3156-5998>

Bob van der Zwaan  <https://orcid.org/0000-0001-5871-7643>

Bas van Ruijven  <https://orcid.org/0000-0003-1232-5892>

Detlef van Vuuren  <https://orcid.org/0000-0003-0398-2831>

Matthias Weitzel  <https://orcid.org/0000-0003-3764-3731>

Johannes Emmerling  <https://orcid.org/0000-0003-0003-0916-9913>

Florian Fosse  <https://orcid.org/0000-0002-0239-1143>

Mathijs Harmsen  <https://orcid.org/0000-0001-6755-1569>

Kimon Keramidas  <https://orcid.org/0000-0003-3231-5982>

Paul Natsuo Kishimoto  <https://orcid.org/0000-0002-8578-753X>

Elmar Kriegler  <https://orcid.org/0000-0002-3307-2647>

Volker Krey  <https://orcid.org/0000-0003-0307-3515>

Gunnar Luderer  <https://orcid.org/0000-0002-9057-6155>

References

- Anderson K and Peters G 2016 The trouble with negative emissions *Science* **354** 182–3
- Andrijevic M, Schlessner C-F, Gidden M J, McCollum D L and Rogelj J 2020 COVID-19 recovery funds Dwarf clean energy investment needs *Science* **370** 298–300
- Bertram C, Luderer G, Creutzig F, Bauer N, Ueckerdt F, Malik A and Edenhofer O 2021 COVID-19-induced low power demand and market forces starkly reduce CO₂ emissions *Nat. Clim. Change* **11** 193–6
- Bloomberg N E F 2020 Colossal 6 months for offshore wind support renewable energy investment in 1st half of 2020 *BloombergNEF (blog)* (available at: <https://about.bnef.com/blog/colossal-six-months-for-offshore-wind-support-renewable-energy-investment-in-first-half-of-2020/>) (13 July 2020)
- BP 2020 BP statistical review of world energy 2020 *British Petroleum p.l.c.* (available at: www.bp.com/en/global/corporate/energy-economics/statistical-review-of-world-energy/downloads.html)
- Cherp A and Jewell J 2020 COVID-19 weakens both sides in the battle between coal and renewables *Behavioural and Social Sciences at Nature Research* (available at: <http://socialsciences.nature.com/users/390808-aleh-cherp/posts/66644-by-disrupting-technology-diffusion-and-supply-chains-covid-19-may-harm-renewables-more-than-coal-but-still-weaken-coal-lock-in-in-developing-countries>) (22 April 2020)
- Creutzig F, Agoston P, Goldschmidt J C, Luderer G, Nemet G and Pietzcker R C 2017 The underestimated potential of solar energy to mitigate climate change *Nat. Energy* **2** 17140
- Detz R J, Reek J N H and van der Zwaan B C C 2018 The future of solar fuels: when could they become competitive? *Energy Environ. Sci.* **11** 1653–69
- Drouet L *et al* Net zero emission pathways reduce the physical and economic risks of climate change (in review)

- Fricko O et al 2017 The marker quantification of the shared socioeconomic pathway 2: a middle-of-the-road scenario for the 21st century *Glob. Environ. Change* **42** 251–67
- Friedlingstein P et al 2019 Global carbon budget 2019 *Earth Syst. Sci. Data* **11** 1783–838
- Fuss S et al 2018 Negative emissions—part 2: costs, potentials and side effects *Environ. Res. Lett.* **13** 063002
- Hasegawa T S et al Land-based implications of early climate actions without global net-negative emissions (in review)
- Hilaire J, Minx J C, Callaghan M W, Edmonds J, Luderer G, Nemet G F, Rogelj J and del Mar Zamora M 2019 Negative emissions and international climate goals—learning from and about mitigation scenarios *Clim. Change* **157** 189–219
- IEA 2020a World energy investment 2020 (Paris: IEA) (available at: www.iea.org/reports/world-energy-investment-2020)
- IEA 2020b World energy outlook 2020 (available at: www.iea.org/reports/world-energy-outlook-2020)
- Kober T, Falzon J, van der Zwaan B, Calvin K, Kanudia A, Kitous A and Labriet M 2016 A multi-model study of energy supply investments in Latin America under climate control policy *Energy Econ.* **56** 543–51
- Kriegler E et al 2018 Short term policies to keep the door open for Paris climate goals *Environ. Res. Lett.* **13** 074022
- Le Quéré C et al 2020 Temporary reduction in daily global CO₂ emissions during the COVID-19 forced confinement *Nat. Clim. Change* **10** 647–53
- Luderer G et al 2018 Residual fossil CO₂ emissions in 1.5 °C–2 °C pathways *Nat. Clim. Change* **8** 626–33
- Luderer G, Pietzcker R C, Bertram C, Kriegler E, Meinshausen M and Edenhofer O 2013 Economic mitigation challenges: how further delay closes the door for achieving climate targets *Environ. Res. Lett.* **8** 034033
- Madeddu S, Ueckerdt F, Pehl M, Peterseim J, Lord M, Kumar K A, Krüger C and Luderer G 2020 The CO₂ reduction potential for the European industry via direct electrification of heat supply (power-to-heat) *Environ. Res. Lett.* **15** 124004
- McCollum D L et al 2018 Energy investment needs for fulfilling the Paris Agreement and achieving the sustainable development goals *Nat. Energy* **3** 589–99
- McCollum D L, Nagai Y, Riahi K, Marangoni G, Calvin K V, Pietzcker R C, van Vliet J and Bob V D Z 2013 Energy investments under climate policy: a comparison of global models *Clim. Change Econ.* **04** 1340010
- McKenna C M, Maycock A C, Forster P M, Smith C J and Tokarska K B 2020 Stringent mitigation substantially reduces risk of unprecedented near-term warming rates *Nat. Clim. Change* **11** 126–31
- Meinshausen M, Wigley T M L and Raper S C B 2011 Emulating atmosphere–ocean and carbon cycle models with a simpler model, MAGICC6—part 2: applications *Atmos. Chem. Phys.* **11** 1457–71
- NGFS 2021 NGFS scenarios portal Banque de France (available at: www.ngfs.net/ngfs-scenarios-portal/)
- Riahi K et al Long-term economic benefits of stabilizing warming without overshoot—the ENGAGE model intercomparison (in review)
- Roelfsema M et al 2020 Taking stock of national climate policies to evaluate implementation of the Paris Agreement *Nat. Commun.* **11** 2096
- Rogelj J, Huppmann D, Krey V, Riahi K, Clarke L, Gidden M, Nicholls Z and Meinshausen M 2019 A new scenario logic for the Paris Agreement long-term temperature goal *Nature* **573** 357–63
- Schaeffer R et al 2020 Comparing transformation pathways across major economies *Clim. Change* **162** 1787–803
- Schultes A, Piontek F, Rogelj J, Soergel B, Baumstark L, Kriegler E, Edenhofer O and Luderer G 2020 Economic damages from on-going climate change imply deeper near-term emission cuts (<https://mpira.ub.uni-muenchen.de/103655/>)
- Sepulveda N A, Jenkins J D, de Sisternes F J and Lester R K 2018 The role of firm low-carbon electricity resources in deep decarbonization of power generation *Joule* **2** 2403–20
- Sepulveda N A, Jenkins J D, Edington A, Mallapragada D S and Lester R K 2021 The design space for long-duration energy storage in decarbonized power systems *Nat. Energy* **6** 506–16
- Smith P et al 2016 Biophysical and economic limits to negative CO₂ emissions *Nat. Clim. Change* **6** 42–50
- Sweetser B, Detz R J and van der Zwaan B 2020 Evaluating the role of unit size in learning-by-doing of energy technologies *Joule* **4** 967–70
- Tong D, Zhang Q, Zheng Y, Caldeira K, Shearer C, Hong C, Qin Y and Davis S J 2019 Committed emissions from existing energy infrastructure jeopardize 1.5 °C climate target *Nature* **572** 373–7
- Vrontisi Z et al 2018 Enhancing global climate policy ambition towards a 1.5 °C stabilization: a short-term multi-model assessment *Environ. Res. Lett.* **13** 044039
- Weber C, McCollum D L, Edmonds J, Faria P, Pyanet A, Rogelj J, Tavoni M, Thoma J and Kriegler E 2018 Mitigation scenarios must cater to new users *Nat. Clim. Change* **8** 845–8
- Wilson C, Grubler A, Bento N, Healey S, de Stercke S and Zimm C 2020 Granular technologies to accelerate decarbonization *Science* **368** 36–9
- World Nuclear Association 2020 World nuclear power reactors, uranium requirements and future nuclear power (available at: www.world-nuclear.org/information-library/facts-and-figures/world-nuclear-power-reactors-and-uranium-requireme.aspx)